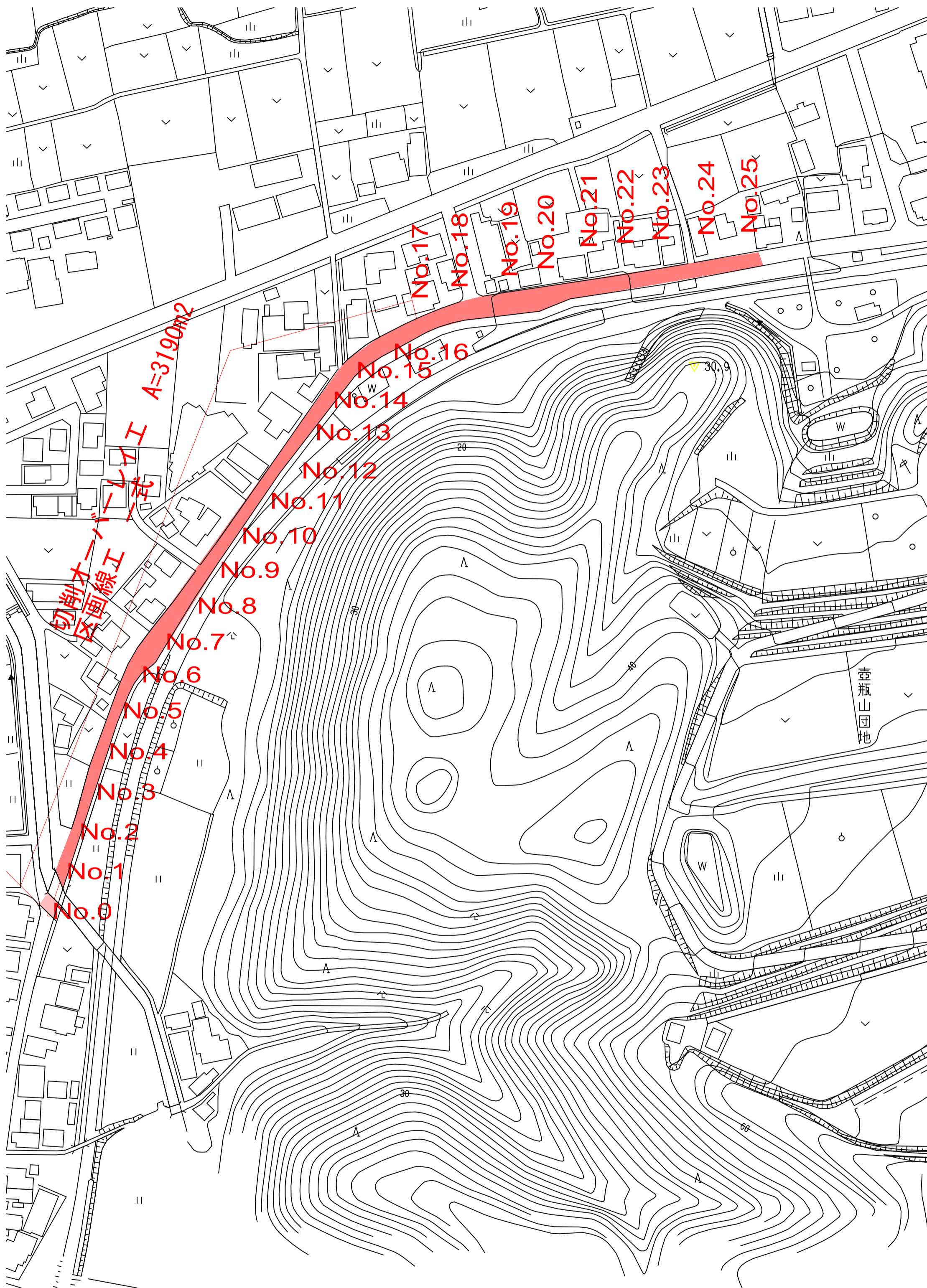
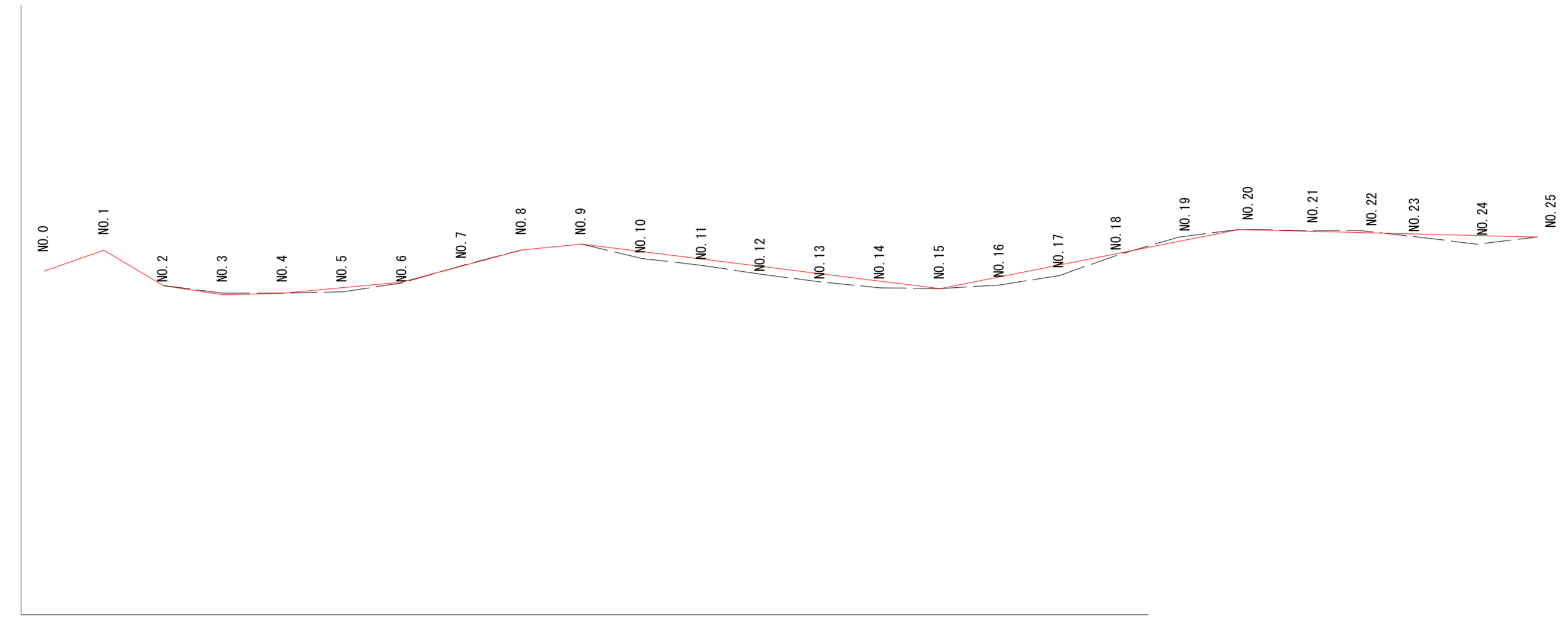


平面図 S=1:1500



縦断面図 V=1:100
H=1:500

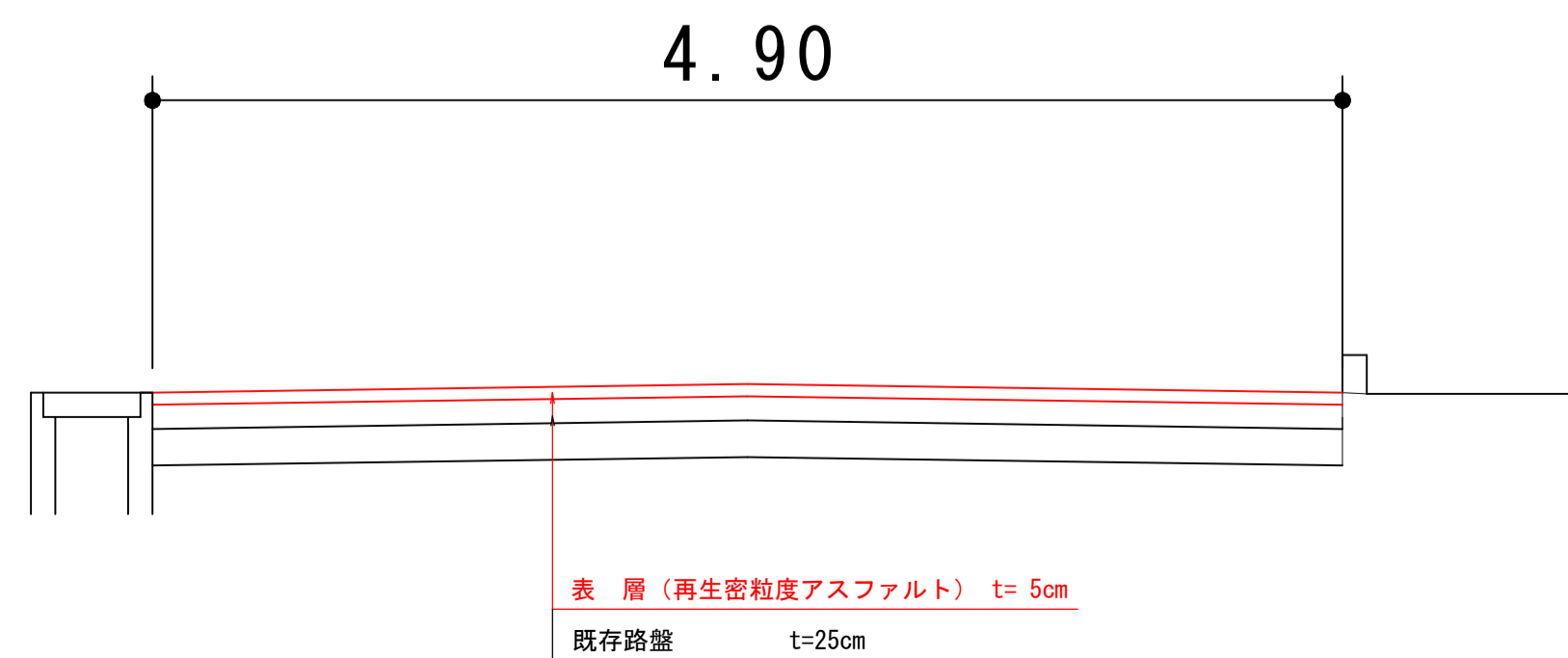


SEM
H=10,000

1:100
1:500

測 点	単 距 離	追 加 距 離	地 盤 高	計 画 高	計 勾 配
No. 0	0.00	0.00	10.70	10.70	10.70
No. 1	20.0	20.0	11.04	11.04	11.04
No. 2	20.0	40.0	10.25	10.25	10.25
No. 3	20.0	60.0	10.08	10.17	10.17
No. 4	20.0	80.0	10.08	10.10	10.10
No. 5	20.0	100.0	10.11	10.21	10.21
No. 6	20.0	120.0	10.31	10.31	10.31
No. 7	20.0	140.0	10.70	10.74	10.74
No. 8	20.0	160.0	11.04	11.04	11.04
No. 9	20.0	180.0	11.17	11.17	11.17
No. 10	20.0	200.0	10.85	11.00	11.00
No. 11	20.0	220.0	10.70	10.84	10.84
No. 12	20.0	240.0	10.50	10.67	10.67
No. 13	20.0	260.0	10.34	10.51	10.51
No. 14	20.0	280.0	10.20	10.34	10.34
No. 15	20.0	300.0	10.18	10.18	10.18
No. 16	20.0	320.0	10.26	10.44	10.44
No. 17	20.0	340.0	10.47	10.71	10.71
No. 18	20.0	360.0	10.94	10.97	10.97
No. 19	20.0	380.0	11.33	11.24	11.24
No. 20	20.0	400.0	11.50	11.50	11.50
No. 21	20.0	420.0	11.46	11.46	11.46
No. 22	20.0	440.0	11.33	11.42	11.42
No. 23	20.0	460.0	11.15	11.38	11.38
No. 24	20.0	480.0	11.17	11.34	11.34
No. 25	20.0	500.0	11.33	11.33	11.33

標準断面図 S=1:30



舗装構成 S=1:10

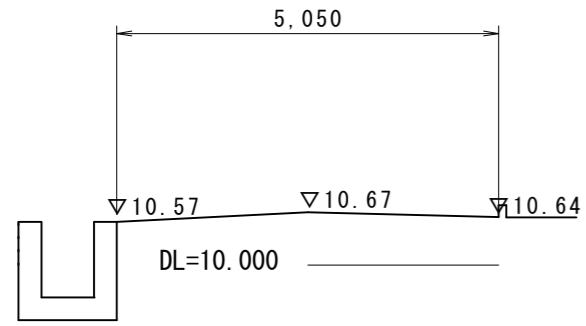


※特記事項
1. 本工事区間には下水道管、給水管が埋設してある為、掘削作業に当たっては関係機関と協議の上、実施すること。

図面番号	第 4 枚内 1 号
図面名称	市道西原亀甲線舗装補修工事 平面図・標準断面図・標準構造図
縮 尺	図 示
製図年月日	
写図年月日	
米子市経済部 淀江 振興課	

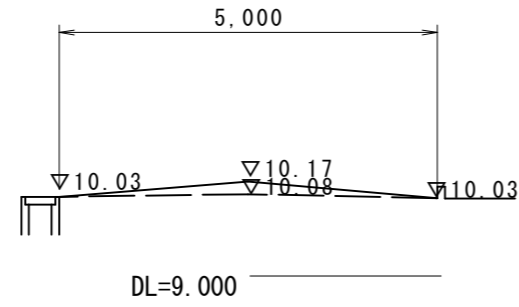
No. 0

GH=10.70
FH=10.70



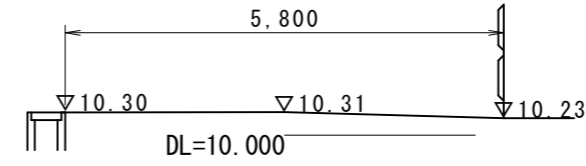
No. 3

GH=10.08
FH=10.17



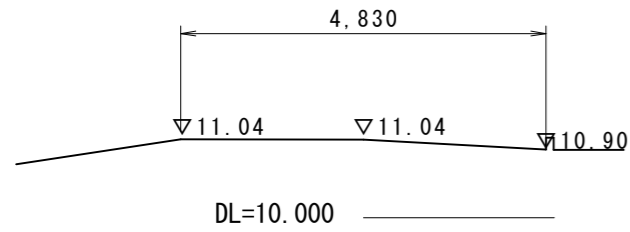
No. 6

GH=10.31
FH=10.31



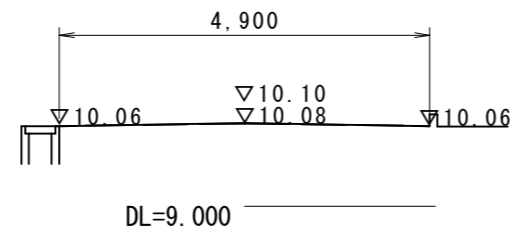
No. 1

GH=11.04
FH=11.04



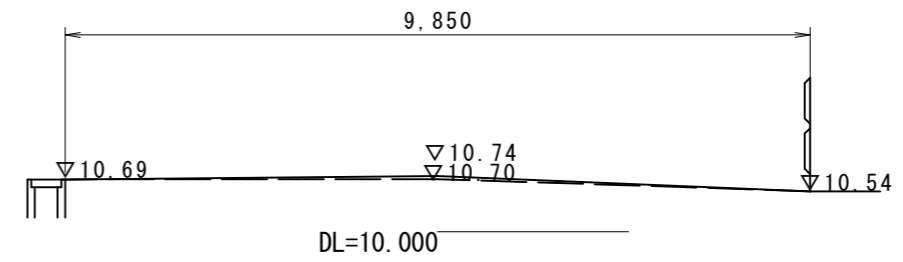
No. 4

GH=10.08
FH=10.10



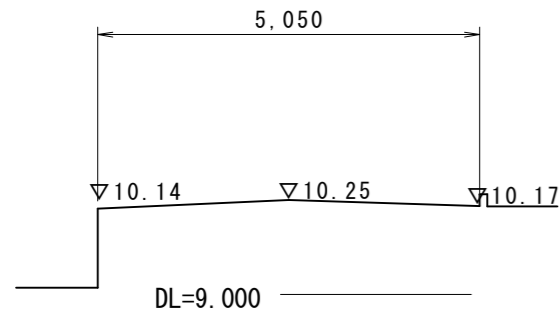
No. 7

GH=10.70
FH=10.74



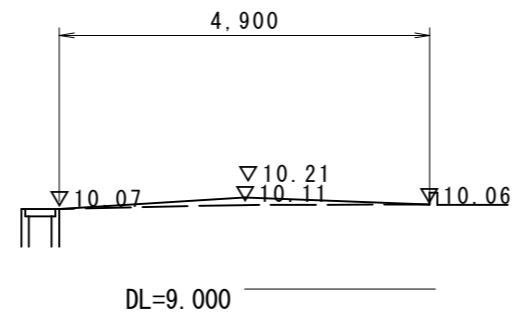
No. 2

GH=10.25
FH=10.25



No. 5

GH=10.11
FH=10.21



No. 8

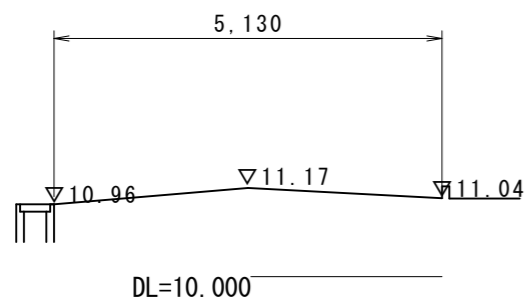
GH=11.04
FH=11.04



図面番号	第 4 枚内 2 号
図面名称	市道西原亀甲線舗装補修工事 平面図・標準断面図・標準構造図
縮 尺	図 示
製図年月日	
写図年月日	
米子市経済部淀江振興課	

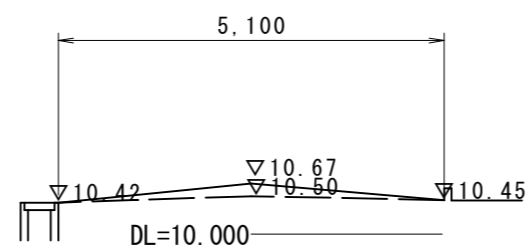
No. 9

GH=11.17
FH=11.17



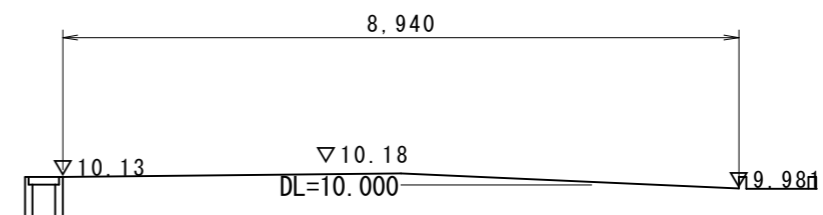
No. 12

GH=10.50
FH=10.67



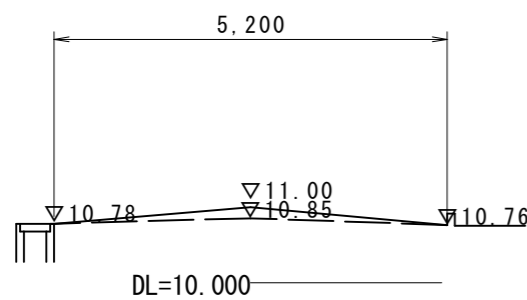
No. 15

GH=10.18
FH=10.18



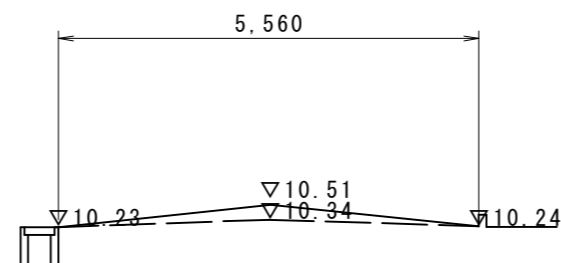
No. 10

GH=10.85
FH=11.00



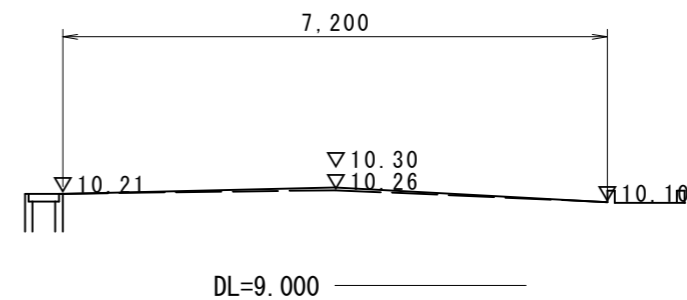
No. 13

GH=10.34
FH=10.51



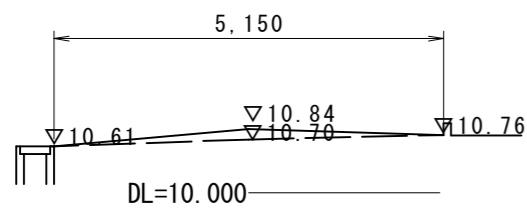
No. 16

GH=10.26
FH=10.30



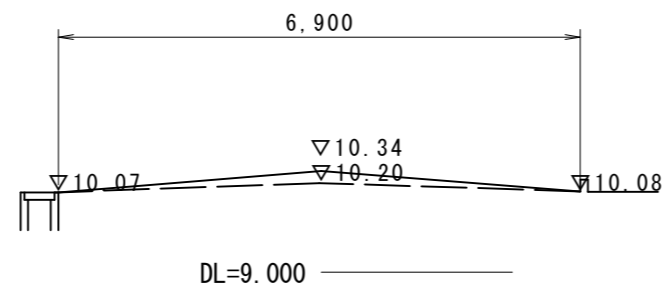
No. 11

GH=10.70
FH=10.84



No. 14

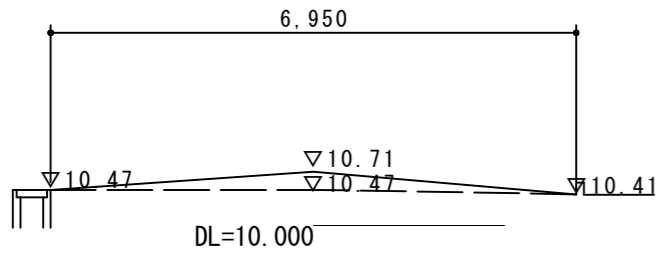
GH=10.20
FH=10.34



図面番号	第 4 枚内 3 号
図面名称	市道西原亀甲線舗装補修工事 断面図
縮 尺	1/100
製図年月日	
写図年月日	
米子市経済部淀江振興課	

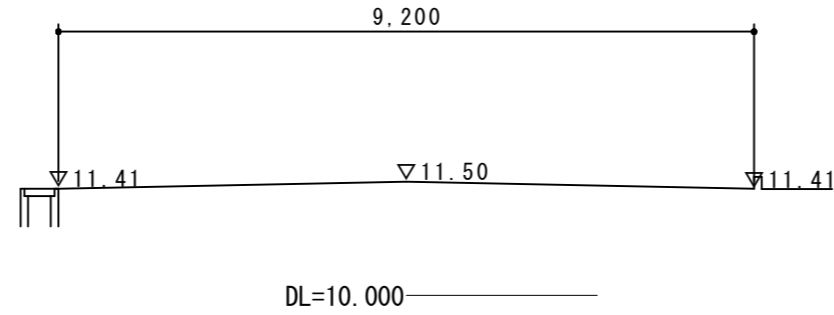
No. 17

GH=10.47
FH=10.71



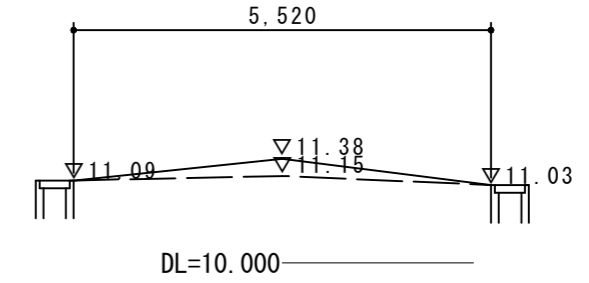
No. 20

GH=11.50
FH=11.50



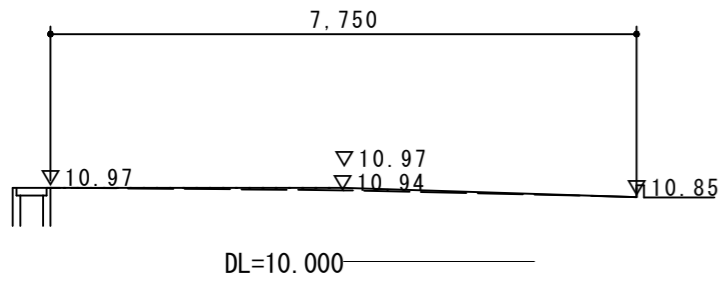
No. 23

GH=11.15
FH=11.38



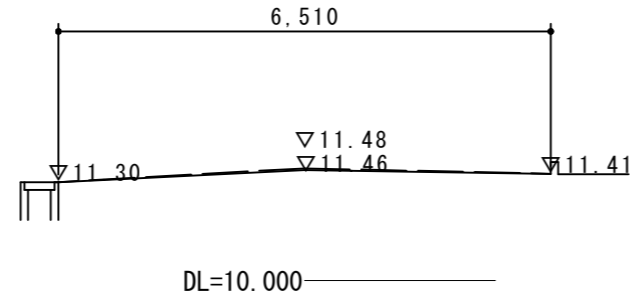
No. 18

GH=10.94
FH=10.97



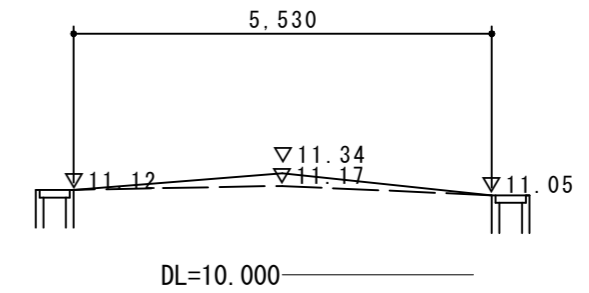
No. 21

GH=11.48
FH=11.46



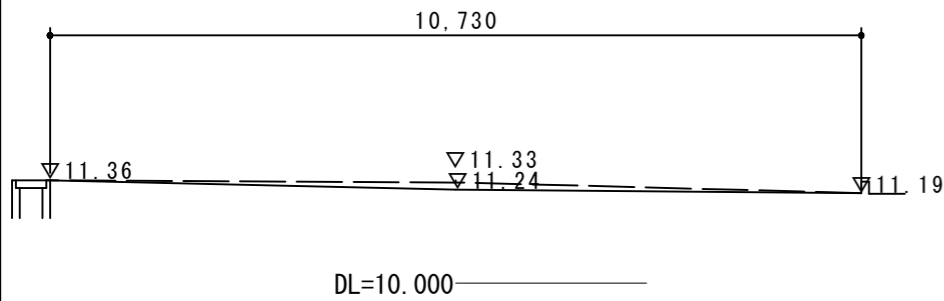
No. 24

GH=11.17
FH=11.34



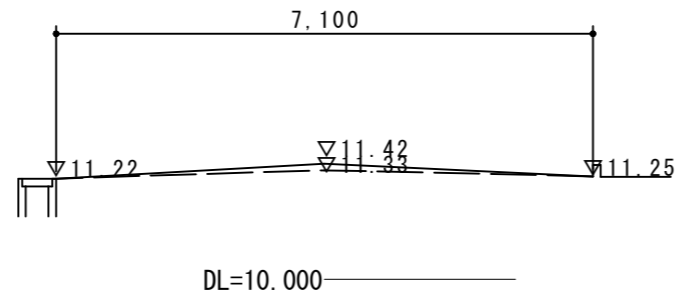
No. 19

GH=11.33
FH=11.24



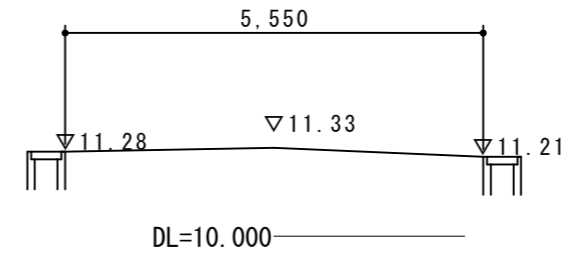
No. 22

GH=11.33
FH=11.42



No. 25

GH=11.33
FH=11.33



図面番号	第 4 枚内 4 号
図面名称	市道西原亀甲線舗装補修工事 断面図
縮 尺	1/100
製図年月日	
写図年月日	
米子市経済部淀江振興課	