

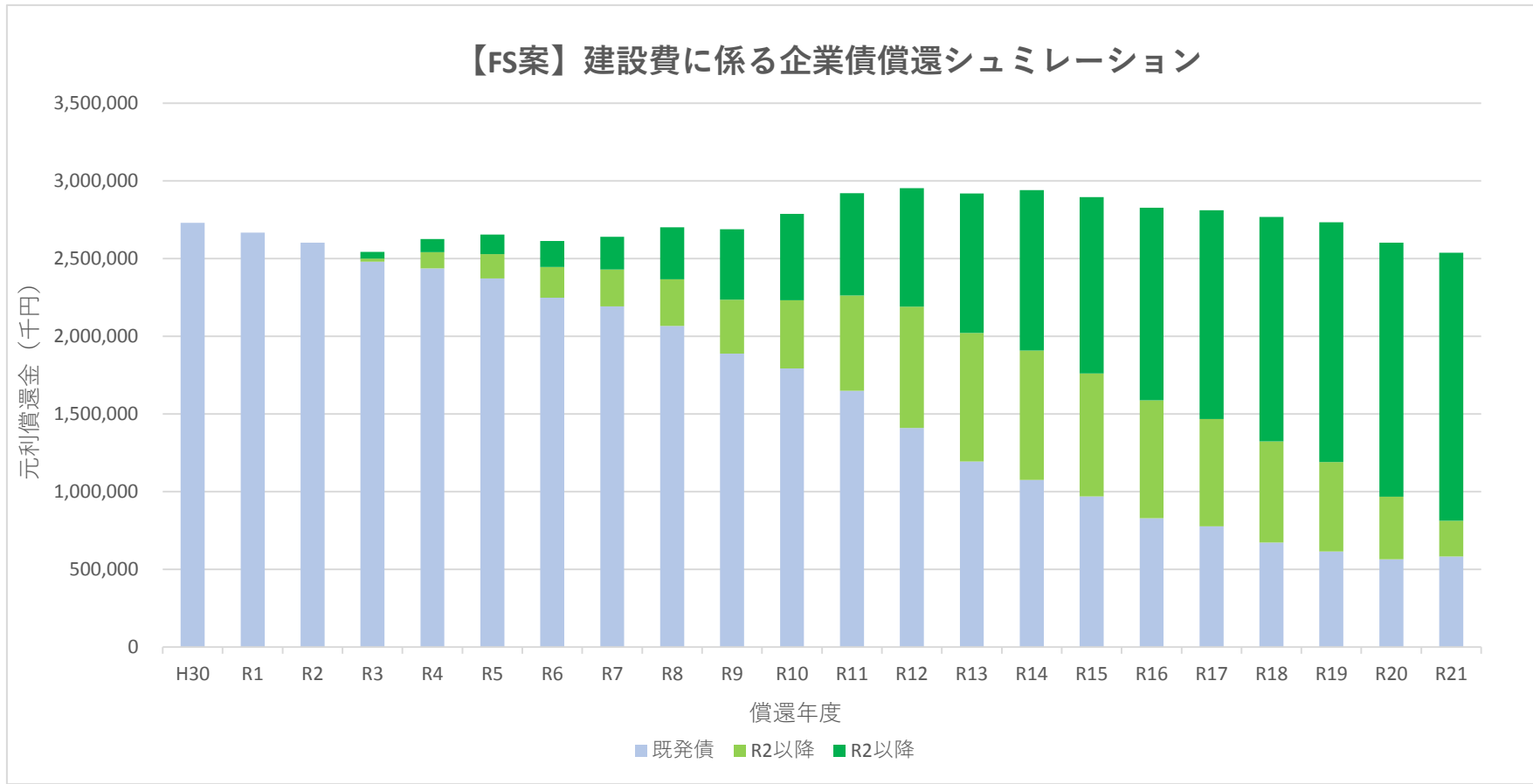
【建設改良費】

(千円)

| | H30 | R1 | R2 | R3 | R4 | R5 | R6 | R7 | R8 | R9 | R10 |
|---------|-----------|-----------|-----------|-----------|-----------|-----------|-----------|-----------|-----------|-----------|------------|
| FS案建設費 | 1,749,000 | 3,072,000 | 4,342,000 | 3,398,000 | 3,179,000 | 3,164,000 | 3,852,000 | 5,971,000 | 6,482,000 | 6,795,000 | 6,780,000 |
| SM現計建設費 | 1,749,000 | 3,072,000 | 4,342,000 | 3,398,000 | 3,179,000 | 3,164,000 | 3,852,000 | 5,748,000 | 6,106,000 | 6,072,000 | 6,576,000 |
| | R11 | R12 | R13 | R14 | R15 | R16 | R17 | R18 | R19 | R20 | R3~R20 |
| FS案建設費 | 6,347,000 | 4,807,000 | 3,097,000 | 2,560,000 | 2,560,000 | 2,560,000 | 2,560,000 | 2,560,000 | 2,560,000 | 2,560,000 | 71,792,000 |
| SM現計建設費 | 7,066,000 | 4,646,000 | 3,927,000 | 3,390,000 | 2,975,000 | 2,975,000 | 2,975,000 | 2,975,000 | 2,975,000 | 2,975,000 | 74,974,000 |

※広域浄化場含む

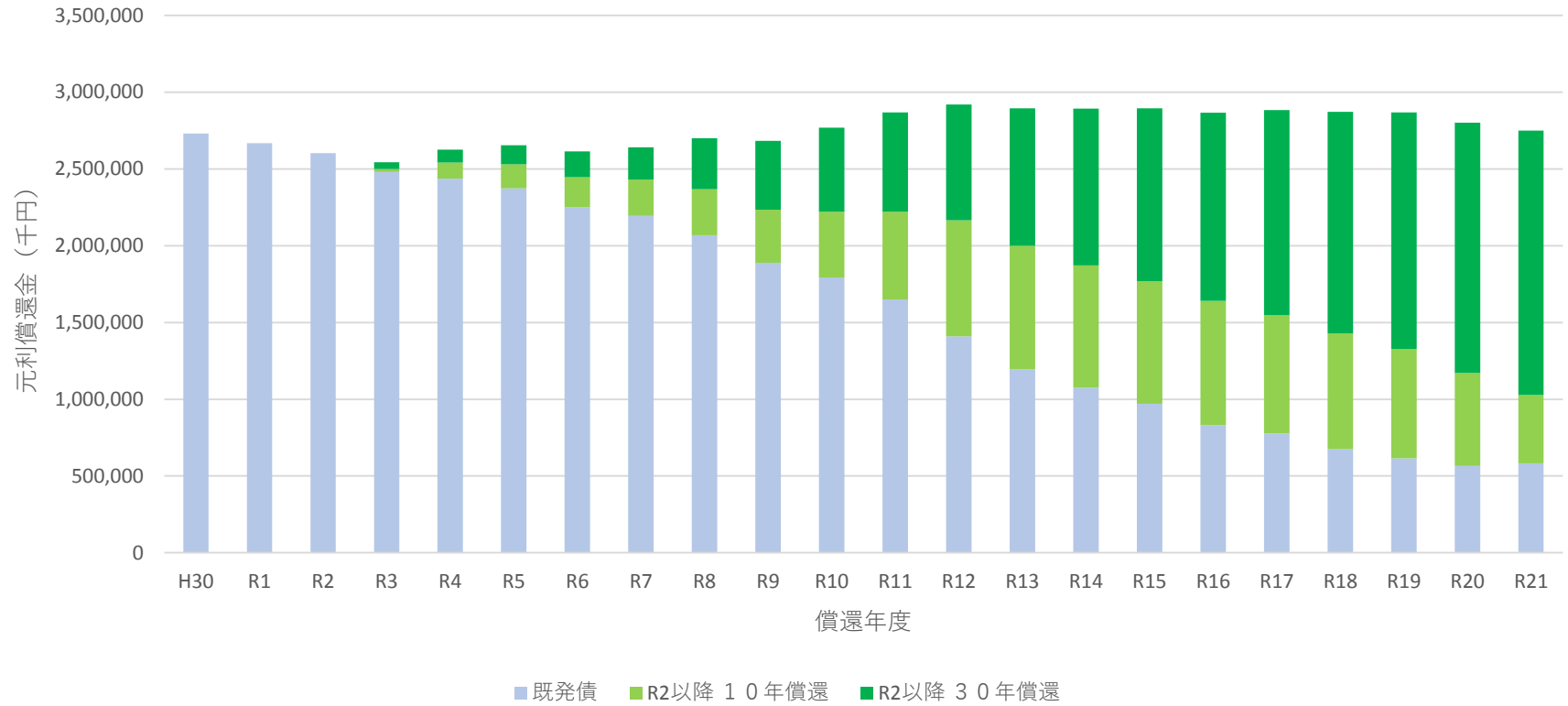
※R15以降の建設費はR14と同額とした（広域浄化場はR14で終了）



※資本費平準化債等は除く (■ 10年償還：機械・電気、■ 30年償還：新設管渠・土木施設)

| 【FS案】 償還額 (千円) | H30 | R1 | R2 | R3 | R4 | R5 | R6 | R7 | R8 | R9 | R10 |
|----------------------|-----------|-----------|-----------|-----------|-----------|-----------|-----------|-----------|-----------|-----------|-----------|
| | 2,730,942 | 2,668,104 | 2,603,061 | 2,543,992 | 2,626,079 | 2,654,254 | 2,613,810 | 2,641,297 | 2,702,478 | 2,689,170 | 2,787,602 |
| | R11 | R12 | R13 | R14 | R15 | R16 | R17 | R18 | R19 | R20 | R21 |
| | 2,920,839 | 2,953,245 | 2,920,009 | 2,940,201 | 2,895,898 | 2,827,307 | 2,812,096 | 2,769,042 | 2,734,866 | 2,602,919 | 2,538,395 |

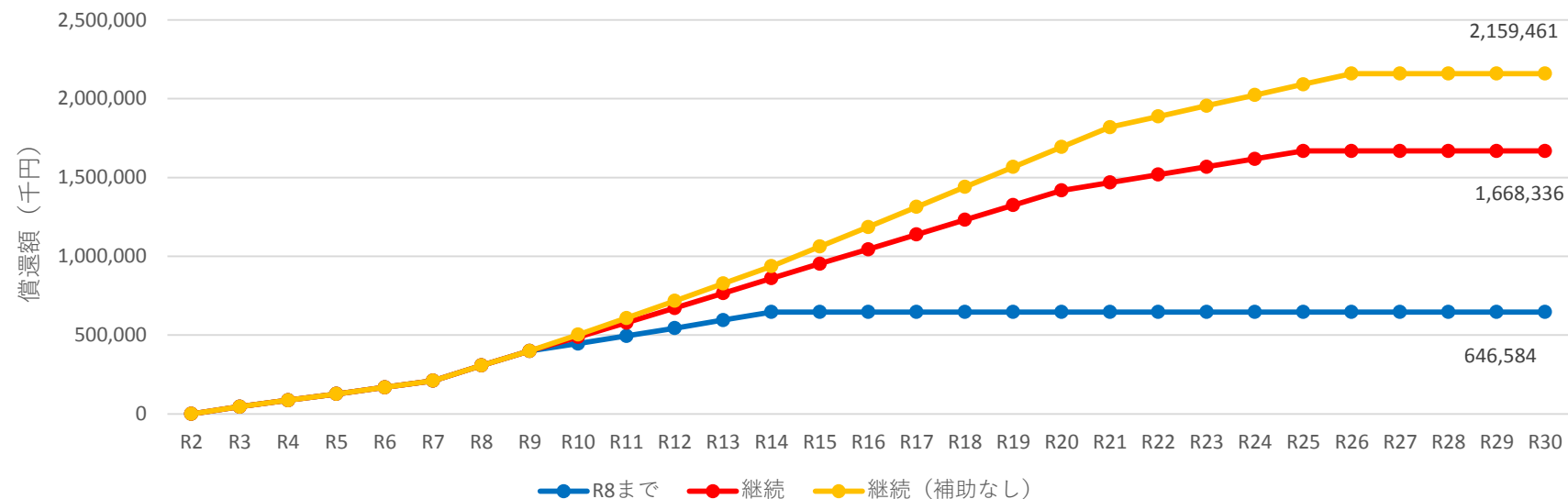
【SM現計】建設費にかかる企業債償還シミュレーション



※資本費平準化債等は除く (■ 10年償還：機械・電気、■ 30年償還：新設管渠・土木施設)

| 【SM現計】 償還額 (千円) | H30 | R1 | R2 | R3 | R4 | R5 | R6 | R7 | R8 | R9 | R10 |
|-----------------------|-----------|-----------|-----------|-----------|-----------|-----------|-----------|-----------|-----------|-----------|-----------|
| | 2,730,942 | 2,668,104 | 2,603,061 | 2,543,992 | 2,626,079 | 2,654,254 | 2,613,810 | 2,641,297 | 2,699,967 | 2,682,406 | 2,769,366 |
| | R11 | R12 | R13 | R14 | R15 | R16 | R17 | R18 | R19 | R20 | R21 |
| 2,868,298 | 2,919,942 | 2,894,272 | 2,893,640 | 2,895,576 | 2,865,658 | 2,882,307 | 2,871,113 | 2,867,998 | 2,801,548 | 2,749,002 | |

【管渠新設に係る起債償還シュミレーション】 ※60ha/年整備



【建設改良費】管渠新設のみ

(千円)

| | H30 | R1 | R2 | R3 | R4 | R5 | R6 | R7 | R8 | R9 |
|-----------|-----------|-----------|-----------|-----------|-----------|-----------|-----------|-----------|-----------|-----------|
| R8終了 | 1,326,000 | 2,203,000 | 2,579,000 | 2,325,000 | 2,305,000 | 2,389,000 | 2,415,000 | 2,540,000 | 2,540,000 | 0 |
| 継続 | 1,326,000 | 2,203,000 | 2,579,000 | 2,325,000 | 2,305,000 | 2,389,000 | 2,415,000 | 2,540,000 | 2,540,000 | 2,395,000 |
| 継続 (補助なし) | 1,326,000 | 2,203,000 | 2,579,000 | 2,325,000 | 2,305,000 | 2,389,000 | 2,415,000 | 2,540,000 | 2,540,000 | 2,395,000 |
| | R10 | R11 | R12 | R13 | R14 | R15 | R16 | R17 | R18 | R19 |
| R8終了 | 0 | 0 | 0 | 0 | 0 | 0 | 0 | 0 | 0 | 0 |
| 継続 | 2,395,000 | 2,495,000 | 2,465,000 | 2,465,000 | 2,465,000 | 2,465,000 | 2,465,000 | 2,465,000 | 2,465,000 | 2,465,000 |
| 継続 (補助なし) | 2,395,000 | 2,495,000 | 2,465,000 | 2,465,000 | 2,465,000 | 2,465,000 | 2,465,000 | 2,465,000 | 2,465,000 | 2,465,000 |

R8まで：汚水処理概成期間まで継続：整備対象区域整備完了見込 R19 まで継続補助なし：R9 以降国庫補助なしで R19 まで継続